

Environmental Product Information



ap-122/1107/1506/2401/3414/4502/6036/9AT

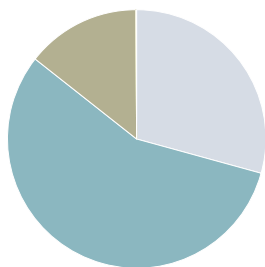
Features

- Similar mechanism with quick-action tension control and forward tilt 4°
- Gaslift with mechanical depth-springing
- Plastic base
- Backrest with membrane cover
- 4D armrests with soft-touch covers
- Sliding seat
- Lumbar support depth adjustment
- Upholstery fabric Atlantic
- 10-year availability of spare parts
- 5-year guarantee (see Sedus Warranty Terms)

Production

- Covers not glued into place
- CFC-free foams
- Galvanisation with chrome III
- Use of certified upholstery fabrics in accordance with OEKO-TEX Standard 100
- Produced using 100 % green electricity
- Produced in accordance with EMAS III Environmental management
- Produced in accordance with DIN ISO 14001 Environmental management

Materials and proportions



- Metals | 29.3 %
- Plastics | 56.3 %
- Fibreglass | 14.3 %
- Wood | 0 %
- Electronics | 0 %
- Other | 0.1 %

Recycling content/recyclable materials

	kg	%
Recycling content (post-consumer)	3.57	20.69
	kg	%
Recycling of materials	7.14	41.36
Thermal recycling	10.13	58.64
Recycling overall		99 %

The recycled materials and the recyclability of materials are determined based on data from experts and specialist organisations. When determining recycling values, Sedus uses conservative practice-oriented values and not merely the theoretically possible values. The figures shown include our products' packaging. This fact sheet is checked regularly and may be changed without giving prior notice. The most recent version can be downloaded from our homepage at any time.

Standards/certificates



Sedus has been committed to the principles of sustainable corporate governance of the United Nations Global Compact and its principles in terms of human rights, labour, the environment and anti-corruption since 2017.



Comprehensive sustainability report (GRI Report): www.sedus.com

The life cycle assessment was prepared in accordance with DIN EN 15804.

Contact: nachhaltigkeit@sedus.com



Statement

We develop products which bring together first-class quality, design, ergonomics, durability as well as ecological and economic standards in a balanced and unmistakable way – perfectly in line with our customers’ needs. To this end, we set high standards for each life phase of the product.

We purchase around two thirds of the steel, aluminium and wood which we require to produce our products in Germany and almost all the rest from Europe, this helps us to avoid long delivery routes whilst, at the same time, boosting the local economy. We use materials which have been tested and assessed with respect to potentially adverse effects on human health and the environment.

REACH Regulation

This product contains no substances as per the candidate list of the REACH Regulation, Annex XIV, above the limit value of 0.1% mass percent.

Electrical appliance law

WEEE Reg No. DE 15163456

Electrical components were registered by Sedus or our suppliers as per the Electrical appliance law.

Materials

Composition of the materials used for the model:

ap-122/1107/1506/2401/3414/4502/6036/9AT

Reference quantity: 1 unit

Metals

	kg	%
Steel	4.14	24.12
Aluminium	0.88	5.14



Plastics

	kg	%
Polyamide 6.6 (PA66)	5.85	34.10
Polypropylene (PP)	1.78	10.35
PUR foam	1.45	8.46
Polyester fabric	0.41	2.37
Various plastics	<0.10	1.00



Other materials

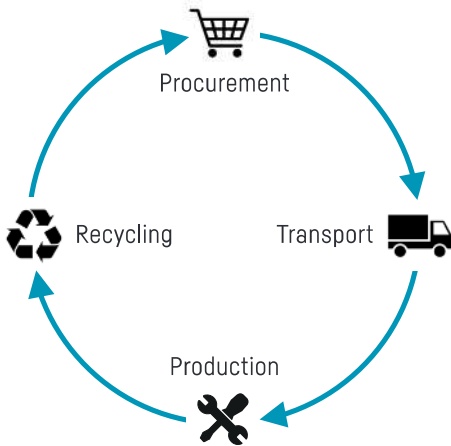
	kg	%
Fibreglass	2.45	14.27
Wood	0.00	0.00
Electronics	0.00	0.00
Various materials	<0.10	0.17



Total weight (without packaging)	17.15 kg
---	-----------------

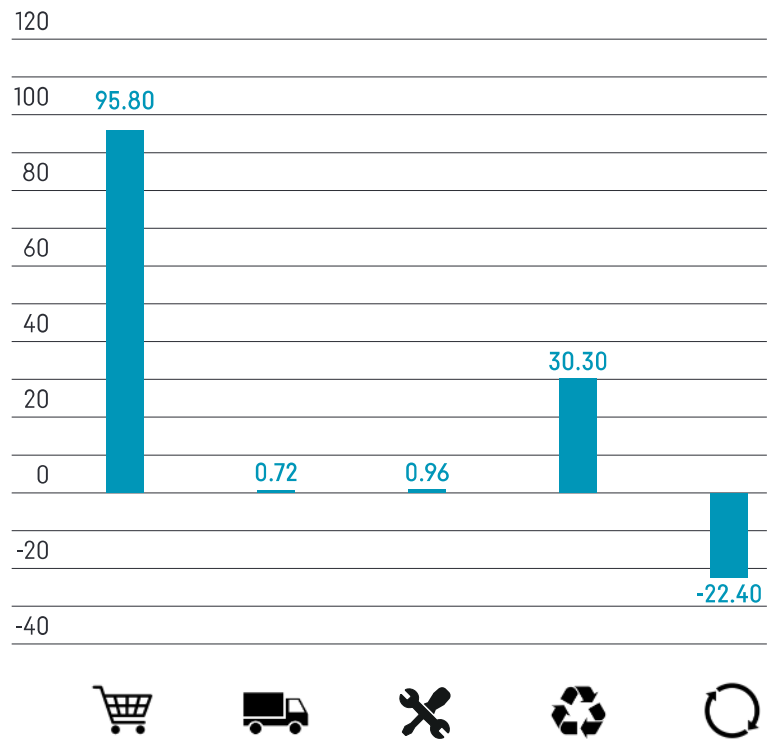
Disclaimer: The material list given may not include all the materials used in this product [e.g. adhesives, coatings, residues etc.].

Material cycle



Global warming potential within the product life cycle

GWP [kg CO₂-eq.]



Procurement and transport

It is always in Sedus' interest to purchase resources and production means from nearby partners whenever this is economically viable. Communication is easier, there are no customs duties or currency risks and shorter shipping routes are less harmful for the environment. That's why, our most important supplier country is Germany followed by other European states. The percentage of deliveries from non-European countries was less than 3% in 2018. The proximity of the suppliers results in short shipping routes.

Production

Sedus is characterised by its impressive vertical range of manufacture. Key, environmentally relevant processes thus take place in our production facilities which are subject to regular certification.

Waste management and recycling

Sedus works exclusively with certified specialist disposal firms which it audits at regular intervals. It has worked closely with a complete disposer since 2013. We recycle paper, cardboard, plastic, glass, wood and metal at all sites. To avoid waste, the rejection rate during the production process is monitored and continually improved.

Creator of the life cycle assessment

thinkstep AG, Hauptstraße 111-113, 70771 Leinfelden-Echterdingen, Germany

Life cycle



ENVIRONMENTAL IMPACTS	Unit	A1-A3	C3	C4	D
GWP Global warming potential	[kg CO ₂ -eq.]	9.75E+01	3.03E+01	2.23E-04	-2.24E+01
ODP Ozone depletion potential	[kg CFC-11-eq.]	2.78E-09	2.38E-12	5.06E-17	5.85E-09
AP Acidification potential	[kg SO ₂ -eq.]	1.86E-01	3.98E-02	1.32E-06	-7.11E-02
EP Eutrophication potential	[kg PO ₄ ³⁻ -eq.]	2.16E-02	2.63E-03	1.82E-07	-5.23E-03
POCP Photochemical ozone creation potential	[kg ethene-eq.]	2.09E-02	9.47E-04	1.03E-07	-5.20E-03
ADPE Abiotic depletion potential for non fossil resources	[kg Sb-eq.]	5.56E-04	1.16E-05	8.56E-11	-5.85E-05
ADPF Abiotic depletion potential for fossil resources	[MJ]	1.60E+03	4.60E+01	2.88E-03	-2.53E+02

RESOURCE USE	Unit	A1-A3	C3	C4	D
PERE Use of renewable primary energy excluding renewable primary energy resources used as raw materials	[MJ]	1.54E+02	9.21E+00	3.70E-04	-6.92E+01
PERM Use of renewable primary energy resources used as raw materials	[MJ]	1.89E-01	-1.89E-01	0.00E+00	0.00E+00
PERT Total use of renewable primary energy resources	[MJ]	1.54E+02	9.02E+00	3.70E-04	-6.92E+01
PENRE Use of non renewable primary energy excluding non renewable primary energy resources used as raw materials	[MJ]	1.37E+03	3.70E+02	2.99E-03	-2.96E+02
PENRM Use of non renewable primary energy resources used as raw materials	[MJ]	3.19E+02	-3.19E+02	0.00E+00	0.00E+00
PENRT Total use of non renewable primary energy resources	[MJ]	1.69E+03	5.10E+01	2.99E-03	-2.96E+02
SM Use of secondary material	[kg]	9.44E-01	0.00E+00	0.00E+00	0.00E+00
RSF Use of renewable secondary fuels	[MJ]	1.39E-17	3.46E-20	4.53E-26	-6.70E-18
NRSF Use of non renewable secondary fuels	[MJ]	1.75E-16	4.07E-19	5.32E-25	-7.87E-17
FW Use of net fresh water	[m ³]	3.33E-01	6.46E-02	5.71E-07	-1.52E-01

OUTPUT FLOWS AND WASTE CATEGORIES	Unit	A1-A3	C3	C4	D
HWD Hazardous waste disposed	[kg]	1.52E-06	3.10E-07	5.14E-11	-1.92E-07
NHWD Non hazardous waste disposed	[kg]	3.42E+00	1.60E+01	1.40E-02	-3.21E+00
RWD Radioactive waste disposed	[kg]	3.35E-02	1.98E-03	4.33E-08	-1.68E-02
CRU Components for re-use	[kg]	0.00E+00	0.00E+00	0.00E+00	0.00E+00
MFR Materials for recycling	[kg]	0.00E+00	4.07E+00	0.00E+00	0.00E+00
MER Materials for energy recovery	[kg]	0.00E+00	0.00E+00	0.00E+00	0.00E+00
EEE Exported electrical energy	[MJ]	0.00E+00	3.58E+01	0.00E+00	0.00E+00
EET Exported thermal energy	[MJ]	0.00E+00	6.50E+01	0.00E+00	0.00E+00